

## 3 (and a half) steps to swisscovery

### Step 1: Create your personal SWITCH edu-ID

The edu-ID is a long-lasting identity for everyone associated with the Swiss university world: students, alumni, researchers, teaching staff or university employees.

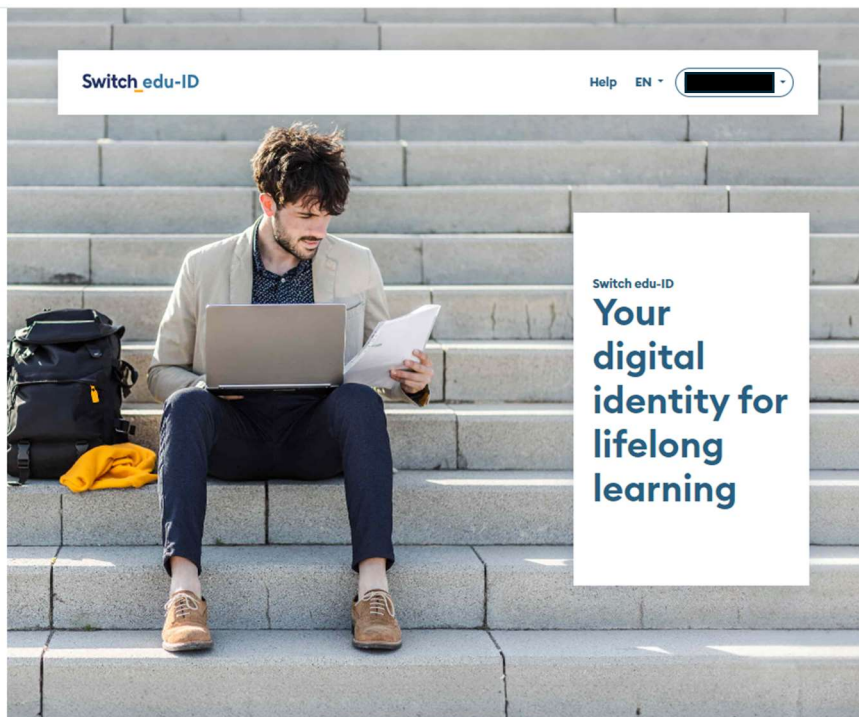
It can be used at all Swiss universities, is owner-bound and therefore independent of the organisation.

If you already have a SWITCH edu-ID account, use it for swisscovery.

Do not create any duplicate accounts.

You maintain your account yourself (e.g. change of address).

Open <https://eduid.ch>



Scroll down and create a SWITCH edu-ID account.

### Your benefits at a glance

Google Transl



#### Swiss Made

Your digital identity for academic services, developed with and for Swiss universities.



#### Personal

High level of security, transparency and control over the use of your personal data.



#### Lifelong

A user-centred identity that accompanies you before, during and after your studies.



### New here?

Create your account today.

→ Create Account

### About us

Find out who Switch is.


→ Find out more

Enter your name, date of birth, **private** e-mail address and preferred language.

It is very important that you have a long-lasting, private mail address on file.

Choose a strong password of at least **12** characters.

The *student ID number* or *employee ID number* = *library card number* (e. g. FS230221, FM136611) is automatically added for university members.



Switch **edu-ID**

Help EN ▾

## Create Account

First name

Alex

Last name

Taylor

Date of birth

tt.mm.jjjj



E-mail

alex.taylor@example.org

Preferred language

English



Matriculation number(optional)

00

-

099

-

999

Password

.....



Confirm password

.....



I agree to the [Terms and Conditions](#)


Cancel

Register

After registration you will receive an e-mail with the verification code.

In case check your spam folder.

Enter the verification code you received to activate your account.



Switch\_educ-ID Help EN ▾

### Enter Verification Code

A message with a verification code was sent to [REDACTED]  
Please enter the verification code.

Verification code

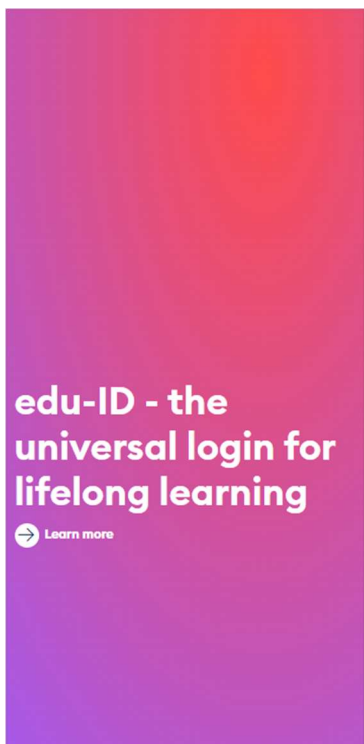
|23456

1Password entsperren

Cancel Submit

Add a mobile phone number to your account.

Verify the phone number with the verification code sent by text message.



Switch\_educ-ID Help EN ▾

### Add mobile phone number

✔ Your account has been created and can now be used.

Please add a mobile number to your account. It can be used to recover your account if you lose access to it.

Mobile phone number

[REDACTED]

1Password entsperren

Skip Continue

For UNI.LI members: Add a second mail address as uni.li-address.

Verify the uni.li-address by entering the second verification code sent by mail.

The screenshot shows a modal dialog box titled "Enter Verification Code". At the top left is the "Switch edu-ID" logo. To the right are "Help" and "EN" with a dropdown arrow, followed by a redacted user ID. The main text reads: "A message with a verification code was sent to [redacted]@uni.li. Please enter the verification code." Below this is a text input field labeled "Verification code" containing the number "23456". To the right of the input field is a tooltip that says "1Password entsperren" with a small icon. At the bottom right of the dialog are "Cancel" and "Submit" buttons.

## Step 2: Connect your SWITCH edu-ID to the UNI.LI account (for members)

Check your account.

The fourth tab allows you to add an organisational identity.

Select Universität Liechtenstein.

The screenshot shows the "Organisations" tab selected in the user profile. The top navigation bar includes the "Switch edu-ID" logo, "Help", "EN" with a dropdown arrow, and a redacted user ID. Below the navigation bar are four tabs: "Profile", "Security", "Privacy", and "Organisations", with "Organisations" being the active tab. The main heading is "Organisational Identities" with the subtext "There are no linked organisational identities yet." At the bottom, there is a blue button labeled "Add an organisational identity".



## Add an organisational identity

Select the organisation you want to add an identity for.

■ Universität Liechtenstein ▾

Cancel

Continue

You will be asked to enter your organisational ID /Switch AAI identifiers as for Moodle. Confirm.

SWITCHaai



### Universität Liechtenstein

Bitte melden Sie sich an, um auf den Dienst **SWITCH edu-ID Registrierung** zuzugreifen.

Bitte geben Sie Ihren Benutzernamen und das Passwort ein und klicken Sie dann auf den **Anmelden** Schalter, um fortzufahren.

**Benutzername:**

**Passwort:**

Anmelden

► [Optionen zum Schutz der persönlichen Daten](#)

[> Passwort vergessen?](#) [> Passwort ändern](#) [> Hilfe](#)

Accept the transmission of your data.

## Universität Liechtenstein

Sie sind dabei auf diesen Dienst zuzugreifen:  
**SWITCH edu-ID Registrierung** von switch.ch

Beschreibung dieses Dienstes:  
Erstellen Sie ein edu-ID Benutzerkonto.

[Zusätzliche Informationen über diesen Dienst](#)

An den Dienst zu übermittelnde Informationen	
Name	██████████
Anzeigename	██████████
Vorname	██████████
Nachname	██████████
E-Mail	██████████@uni.li
UID der Karte	██████████@bibliopass.ch
Zugehörigkeit	<b>member</b> <b>staff</b>
Zugehörigkeit	<b>member@uni.li</b> <b>staff@uni.li</b>
Berechtigung	<b>urn:mace:dir:entitlement:common-lib-terms</b>
Heimorganisation	<b>uni.li</b>
Heimorganisation (international)	<b>uni.li</b>
Typ der Heimorganisation	<b>university</b>
Typ der Heimorganisation (international)	<b>urn:schac:homeOrganizationType:ch:university</b> <b>urn:schac:homeOrganizationType:eu:higherEducationalInstitution</b>

Die oben aufgeführten Informationen werden an den Dienst weitergegeben, falls Sie fortfahren. Sind Sie einverstanden, dass diese Informationen bei jedem Zugriff auf diesen Dienst an ihn weitergegeben werden?

Wählen Sie die Dauer, für die Ihre Entscheidung zur Informationsweitergabe gültig sein soll:

**Bei nächster Anmeldung erneut fragen.**

- Ich stimme zu, dass meine Informationen dieses Mal weitergegeben werden.

**Erneut fragen, wenn sich die Informationen ändern welche diesem Dienst weitergegeben werden.**

- Ich bin einverstanden, dass die selben Informationen in Zukunft automatisch an diesen Dienst weitergegeben werden.

Diese Einstellung kann jederzeit mit der Checkbox auf der Anmeldeseite widerrufen werden.

Ablehnen

Akzeptieren



We ask you to keep your SWITCH edu-ID account up to date at all times.  
Your SWITCH edu-ID is now linked to your university identity.

### Step 3: Registration in swisscovery.li

Open <https://registration.slsp.ch/?iz=ostgr>

Click on 'Start Registration'.

## swisscovery **Registration**

To login to swisscovery and access library content, you need a Switch edu-ID account with which you can register with SLSP.  
The required steps are:

- 1. Click on 'Start Registration'**  
You will be redirected to the edu-ID login page.
- 2. Log in with an edu-ID account**  
If you don't have an edu-ID account yet, please create one.
- 3. Accept the terms of use and finish the registration**  
Optionally provide the number of your library card if you have one.

[Start Registration](#)

[Manage library cards and settings  
\(such as different invoice address\)](#)

**Please note:** If you are an institution, please register [here](#).

Log in with your private mail address and your edu-ID password.  
Accept the terms of use and finish the registration.

### Step 3 and a half: Do the final check

Put it to the test: open [swisscovery.li](http://swisscovery.li).

Log in with your SWITCH edu-ID and test whether you are an insider.




UNIVERSITÄT  
LIECHTENSTEIN

HelpNew SearchJournalsUNILI Library

Schuster, Corn...DEEN

UNILI LibraryAdvanced Search

 All Books Articles Book chapters Journals Theses Databases

Congratulations!  UNI.LI members can now access all licensed e-media via WIFI UNI\_INT or citrix (from home). The holdings of SLSP libraries can be ordered (free of charge for members) by courier to the UNILI Library.